

Electrical Data

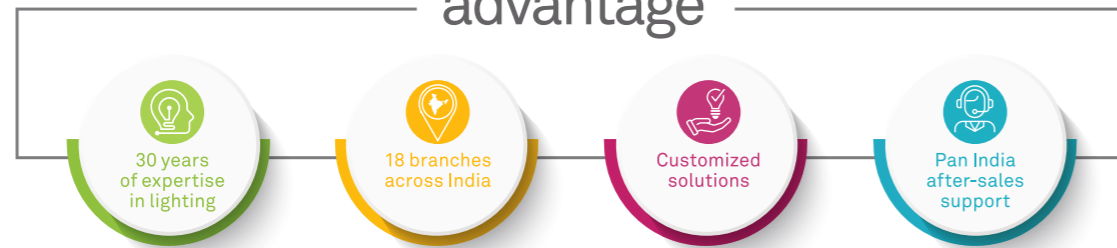
Cat No.	Rated Voltage (V)	System Wattage (W) ± 10%	Mains Current (Amp)	Weight Approx. (Kg)	Case Lot (in nos)	Shape
LD66S-670-XX-65-SM	240	6	0.02	0.09	100	Square
LD66S-111-XX-65-SM	240	9	0.03	0.17	20	Square
LD66S-151-XX-65-SM	240	12	0.05	0.17	20	Square
LD66S-171-XX-65-SM	240	15	0.06	0.27	20	Square
LD66S-221-XX-65-SM	240	18	0.07	0.27	20	Square
LD66S-301-XX-65-SM	240	24	0.10	0.41	20	Square
LD66R-670-XX-65-SM	240	6	0.02	0.09	100	Round
LD66R-111-XX-65-SM	240	9	0.03	0.17	20	Round
LD66R-151-XX-65-SM	240	12	0.05	0.17	20	Round
LD66R-171-XX-65-SM	240	15	0.06	0.27	20	Round
LD66R-221-XX-65-SM	240	18	0.07	0.27	20	Round
LD66R-301-XX-65-SM	240	24	0.10	0.41	20	Round

*Also available in 4000K. To order, replace 65 with 40 in the above codes.

Cleanray Product Range



wipro advantage



Registered Office: Wipro Enterprises (P) Limited, 'C' Block, CCLG Divison, Doddakannelli, Sarjapur Road, Bangalore 560 035. India • Business Office: Wipro Lighting, 5th floor, Godrej Eternia - C, Old Pune-Mumbai Highway, Shivajinagar, Pune 411 005. India • (T) 020-66098700, (F) 020-66098777 • helpdesk.lighting@wipro.com

www.wiprolighting.com | Toll-free no: 1800 425 1969 | Follow us on [in](#) [t](#) [f](#) [i](#) [o](#) [v](#)

To know more,



EOS

RIMLESS SURFACE DOWNLIGHT

Looks as stunning as the moon. Shines as bright as the sun!


1 YEAR WARRANTY

*Suitable for usage of 6-8 hrs per day

A fusion of design and durability
Simple. Clean. Effective. Stylish.

- Low glare and better light output
- Superior heat dissipation
- Upto 80% energy savings
- Ensures safety and comfort
- Uniform light output
- Long service life of 50,000* hours
- Amps up the style quotient
- High on affordability

*As per L70B50. Subject to 6-8 hrs usage in normal conditions



The perfect synergy between functionality and aesthetics

- Bezel-less design with edge-to-edge lighting providing **great aesthetics**
- PS with aluminum heat sink for **lighter weight and durability**
- High efficacy LEDs creating **uniform and optimum light output**
- Sturdy metal clips for **easy installation** in multiple ceiling types
- High transmissivity PC diffuser provides better **output and weather resistance**

Product Specifications

- Trimless Housing made of PS with aluminium heat sink
- Available in round and square shape
- Integral Driver
- Complies to IS 10322 part 5/Sec 1 2012
- IP20

Applications



Installation

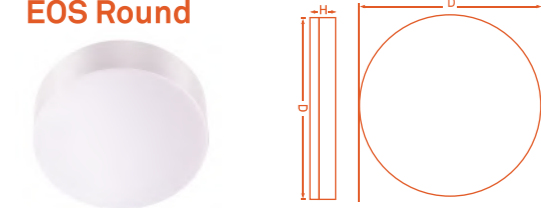
Surface mounted, suitable for all ceiling types

EOS Square



Wattage	A (mm)	H (mm)
6W	90x90	27
9W & 12W	120x120	
15W & 18W	155x155	
24W	190x190	

EOS Round



Wattage	D (mm)	H (mm)
6W	Φ90	27
9W & 12W	Φ120	
15W & 18W	Φ155	
24W	Φ190	

